


Ref.
L011W



Low density
wood

Wood

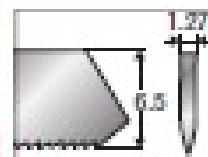
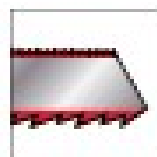




CUT UP



Features

- Sharpened and side set teeth, double toothing. Fast and rough cut. All types of wood (5-50mm).



L	Qt.	Lu	mm/tpi	Ref.	Gencod	Qt.
100	5	75	4/6.35	L011W5	3336600177840	1