

# Wrench for reservoir

1978/2



## Usage



## Profiles



[\\_\(/eng/support/warranty\).](http://eng/support/warranty)

## Product features

- material arms: carbon tool steel
- for removing plastic fuel tank nut
- for assembling or disassembling

## Advantages:

- quick gripping of fuel tank nut

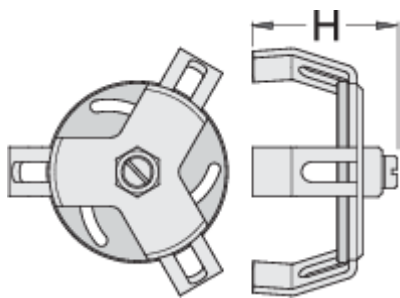
## How to use the tool:






- This tool has three removable hooks that grip the fuel tank cap firmly so it does not move. As access to this cap is usually difficult when making replacements, the tool is constructed so that it requires minimum space. Simply place the

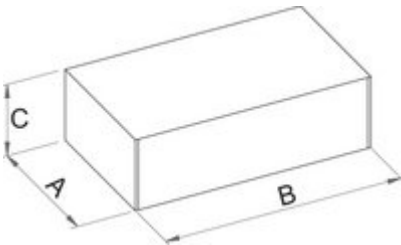
tool on the cap and rotate in the appropriate direction. The tool adapts to the cap itself and the cap can then be removed very quickly. The replacement of the cap is also straightforward. This tool ensures safe work and a long service life.

Important!





- use with socket or wrench dimension 22



					
619266	120	155	22	73	670



Retail packaging

				
619266	100	125	75	740

Transport packaging

					
619266	1				