







Bike tool set in tool tray

1600SOS19-US



Product features

- Each foam tray is available separately to match your needs.

Product name	SKU	Article	Dimensions	Quantity
Bike tool set in tool tray	629185	1600SOS19-US		18
TX profile screwdriver with T-handle		193TX-US	TX 10, TX 15, TX 25, TX 27, TX 30	5
T-handle hex wrench		193HX-US	2, 2.5, 3, 4, 5, 6, 8, 10	8
Awl with round, double bent blade		639C	165	1
Electrician's screwdriver with insulated blade, VDE TBI		603VDETBI	0.8 x 4.0x100, 1.0 x 5.5x125	2
Crosstip (PH) screwdriver with insulated blade, VDE TBI		613VDETBI	PH1x80, PH2x100	2
SOS tool tray for 1600SOS19		v1600SOS19	564x364x30	1

* Images of products are symbolic. All dimensions are in mm, and weight in grams. All listed dimensions may vary in tolerance.

Usage (pictures)

