

# Wall or bench mount clamp, auto adjustable

1693.2



## Profiles



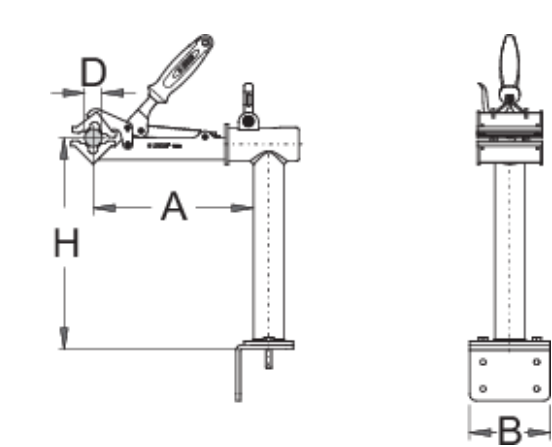
[./eng/support/warranty.](#)



## Product features

- Bench or wall mount option.
- Intended for professional and home workshops.
- Suitable for tubes with diameter of min. Ø24 mm and max. Ø32 mm.
- Easy accessible screw enables us, to modify the jaw opening and pressure when closed. The screw



can be turned with hand, without use of any wrench.

- Code 623225 article 1693.2S is wall and bench jaw with adjustable nut






			B	A	H	
622589	24	32	120	239	313	4600

Retail packaging

	MA	MB	MC	
622589	210	420	145	4020

Transport packaging

		TA	TB	TC	
622589	1	210	420	145	4020