





Set of tools in tray 3 for 2600A-US or 2600C-US - Wheel tools






SET3-2600AC-US



Profiles



Product name	SKU	Article	Dimensions	Quantity
Set of tools in tray 3 for 2600A-US or 2600C-US - Wheel tools	628629	SET3-2600AC-US		33
Cone wrench, single sided		1617/2DP-US	32, 36, 13 (2x), 14 (2x), 15 (2x), 16 (2x), 17 (2x), 18, 19, 20, 22, 24, 30, 27, 23, 26	21
Pro spoke wrench		1630/2P-US	3,3	1
Dt Swiss pro spoke wrench		1630/4DTPR		1
Flat spoke holder		1632		1
Pro spoke wrench		1633/2P-US	4x4,4, 3,3x3,45	2

Product name	SKU	Article	Dimensions	Quantity
Double sided Shimano® spoke wrench		1634/2P-US	4,3x4,4	1
Spoke wrench, Mavic		1635/2P-US		1
Double sided spoke wrench		1636/2P-US	5x5,5, 5.5x6	2
Set of two metal tire levers		1657/2A		1
Set of two tire levers, red		1657RED		1
Rotor truing fork		1666/2DP-US	2,2	1
Empty tray for SET3-2600AC		v13-2600AC	560x570x40	1

* Images of products are symbolic. All dimensions are in mm, and weight in grams. All listed dimensions may vary in tolerance.