

ELEMENT 14

Chop Saw






MAKE LIGHT WORK OF CUTTING STEEL PLATE, SQUARE TUBE, ANGLE IRON, PIPE, TUBE AND SHEET METAL.

Quicker, more accurate and safer than conventional abrasive cutting saws, it produces a cut that is virtually spark free with no burr. It's swivel vice also enables 45° cutting.

SPECIFICATIONS

No Load Speed	1300/ 1450
Motor Specification	110v 1800W
Cutting Capacity	230V 2200W
Box Section	120 x 120mm
Cutting Capacity Rectangular section	95 x 180mm
Cutting Capacity Pipe	130mm
Overall Dimensions	565 x 285 x 405mm
Weight	28KG
Safety Features	Retracting blade guard and metal chip collection chamber

KEY FEATURES

-  **BEVEL**
0-45°
-  **SQUARE SECTION MAX THICKNESS**
90 x 90mm
-  **RECTANGULAR SECTION CAPACITY**
95 x 185mm
-  **PIPE CUTTING CAPACITY**
130mm
-  **WEIGHT**
28KG
-  **MOTOR**
2200W / 230V
1800W / 110V

INCLUDED

- CERMET-TIPPED STEEL CUTTING BLADE
- 6mm HEXAGONAL KEY
- V CLAMP JAW



PART CODE:

Element14/1 (110V)
Element14/3 (230V)

CERMET Blades

CERMET BLADES PRODUCE A CLEAN, COOL CUT, WITH MINIMAL VIBRATION AND SPARKS. CERMET TIPPED, OFFERING INCREASED TOOL LIFE.

- Last up to 20 times longer than conventional abrasive discs
- Up to 40% better life than TCT blades
- Triple chip design for added durability



14" Cermet Blades • Specifications

Part no.	Dia	Teeth	Bore
STEEL			
RAPB355FS	14" (355mm)	66T	25.4mm (1")
ALUMINIUM			
RAPB355AL	14" (355mm)	80T	25.4mm (1")
MULTI-PURPOSE			
RAPB355MP	14" (355mm)	36T	25.4mm (1")
STAINLESS STEEL			
RAPB355SS	14" (355mm)	120T	25.4mm (1")