



## ELEMENT 40

Permanent Magnet

**POWERFUL, PATENTED PERMANENT MAGNET TECHNOLOGY TO ENSURE YOUR MACHINE IS SAFE IF THE POWER GOES OUT.**

Fitted with patented permanent magnet technology, this mag drill will continue to stick your material even if it loses power. The Element™ 40 Permanent Magnet can also magnetise to much thinner material – as low as 3mm and has CutSmart™ technology to enhance tool life, speed of cut and user safety.



Quick release interchangeable handle.





## ELEMENT 50

**A LARGE CAPACITY, MT2 MACHINE.**

Fitted with two gears and 12 forward and reverse speeds, the Element™ 50 is perfect for drilling, countersinking and threading. Weighing just 15kg this is a versatile tool for workshop and site use, with CutSmart™ technology to enhance tool life, speed of cut and user safety.




Quick release interchangeable handle.




**SPECIFICATIONS**

Cutter Capacity	40mm
Depth of Cut	50mm
Drill Chuck Capacity	13mm
No Load Speed	300-600RPM
Motor Specification	1200W
Magnet Adhesion	5000N
Length	285mm
Height	514mm
Width	185mm
Magnet Size	210 x 90mm
Weight	13KG
Motor	110/230V
Stroke	85mm


**KEY FEATURES**




**PERMANENT MAGNET**




**CUTTER CAPACITY**  
40mm




**DEPTH OF CUT**  
50mm




**TWIST DRILL CAPACITY**  
13mm




**COUNTERSINK**  
30mm



**WEIGHT**  
13KG



**MAGNET SIZE**  
180 x 90mm



**MOTOR**  
110/230V

**INCLUDED**

- CARRY CASE
- INTERNAL COOLANT SYSTEM
- SAFETY STRAP
- 4mm A/F TEE HANDLED HEXAGON KEY
- 3mm HEXAGON KEY
- 6mm HEXAGON KEY
- DRILL CHUCK ADAPTOR
- DRILL CHUCK AND KEY
- SAFETY GLASSES

**PART CODE:**

Element40/1 Permanent Magnet (110V)  
Element40/3 Permanent Magnet (230V)

**SPECIFICATIONS**

Cutter Capacity	50mm
Depth of Cut	50mm
Twist Drill Capacity	20mm
Drill Chuck Capacity	13mm
Morse Taper	MT2
Countersink	30mm
Tapping	M20
No Load Speed	100 - 500RPM
Motor Specification	1500W
Magnet Adhesion	13500N
Length	315mm
Height	586mm
Width	195mm
Magnet Size	200 x 98mm
Weight	15KG
Motor	110/230V
Stroke	140mm

**KEY FEATURES**



**CUTTER CAPACITY**  
50mm



**DEPTH OF CUT**  
50mm



**TWIST DRILL CAPACITY**  
20mm



**COUNTERSINK**  
30mm



**TAPPING**  
M20



**WEIGHT**  
15KG



**MAGNET SIZE**  
200 x 98mm



**MOTOR**  
110/230V

**INCLUDED**

- CARRY CASE
- INTERNAL COOLANT SYSTEM
- SAFETY STRAP
- STATIONARY RING
- 3mm HEXAGON KEY
- 6mm HEXAGON KEY
- ARBOR ASSEMBLY
- 13mm CHUCK
- DRILL CHUCK ADAPTOR
- DRILL CHUCK AND KEY
- DRIFT
- SAFETY GLASSES

**PART CODE:**

Element50/1 (110V)  
Element50/3 (230V)